

State of New Jersey
Department of Community Affairs
Division of Local Government Services
PROPOSED INTRODUCED AUTHORITY BUDGET
INTRODUCED BUDGET TRANSMITTAL PACKAGE

Submit all budget related materials in one package to: *Bureau of Authority Regulation Affairs, Division of Local Government Services, 101 South Broad Street, P.O. Box 803, Trenton, NJ 08625-0803.* Check the box of each item to indicate that it is included in budget or has been completed.

Proposed Introduced Authority Budget Document

- 2 copies of the Introduced budget document that includes all pages completed
- Authority Name and Fiscal Year are filled in
- Signature blocks on Pages C-2, C-3, and C-4 are filled in along with title, address, e-mail address, phone number and fax number.
- Page C-5 Resolution of the Authority governing body approving the introduced budget is enclosed with recorded vote
Note: Aye Votes must total a majority of the full membership of the governing body (Not including Alternates in total)
- Page C-5 Proposed hearing date for adoption of Budget reflected in Authority Budget Resolution
- Page C-5 Authority Budget Resolution is signed with original hand-written signature
- Budget Narrative (N Pages) and Information Section is complete (All items answered or indicated N/A)
- Pages N-6 and F-8 applicable amounts agree to the most recent issued audit report of the Authority
- Sheets not completed have an explanation on them (Such as Authority has no Debt Service)

Introduced Capital Budget (Page CB-1 through CB-5)

- Authority Name and Fiscal Year are filled in
- Signature blocks on Page CB-1 are filled in along with title, address, e-mail address, phone number and fax number and proper Box Checked off (Top Box 1 Have a Capital Budget or Bottom Box 2 Don't have a Capital Budget)
- Page CB-2-- has all questioned answered or an explanation why question a question does not apply
- Page CB-5—Balance Check amount equals Zero

Official's Signature:	<i>Karen Tuthill</i>		
Name:	Karen Tuthill		
Title:	Secretary / Treasurer		
Address:	19 South Front St Salem, NJ 08079		
Phone Number:	856-935-6380	Fax Number:	856-935-9113
E-mail address:	ktuthill@salemportauthority.net		

Authority Budget of:

City of Salem Municipal Port Authority

State Filing Year

2021

For the Period:

February 1, 2021

to

January 31, 2022

www.cityofsalemnj.gov

Authority Web Address



Division of Local Government Services

2021 AUTHORITY BUDGET

Certification Section

2021

City of Salem Municipal Port Authority

AUTHORITY BUDGET

FISCAL YEAR: FROM February 1, 2021 TO January 31, 2022

For Division Use Only

CERTIFICATION OF APPROVED BUDGET

It is hereby certified that the approved Budget made a part hereof complies with the requirements of law and the rules and regulations of the Local Finance Board, and approval is given pursuant to N.J.S.A. 40A:5A-11.

*State of New Jersey
Department of Community Affairs
Director of the Division of Local Government Services*

By: _____ Date: _____

CERTIFICATION OF ADOPTED BUDGET

It is hereby certified that the adopted Budget made a part hereof has been compared with the approved Budget previously certified by the Division, and any amendments made thereto. This adopted Budget is certified with respect to such amendments and comparisons only.

*State of New Jersey
Department of Community Affairs
Director of the Division of Local Government Services*

By: _____ Date: _____

2021 PREPARER'S CERTIFICATION


City of Salem Municipal Port Authority

AUTHORITY BUDGET

FISCAL YEAR: FROM: February 1, 2021 TO: January 31, 2022

It is hereby certified that the Authority Budget, including both the Annual Budget and the Capital Budget/Program annexed hereto, represents the members of the governing body's resolve with respect to statute in that: all estimates of revenue are reasonable, accurate and correctly stated; all items of appropriation are properly set forth; and in itemization, form and content, the budget will permit the exercise of the comptroller function within the Authority.

It is further certified that all proposed budgeted amounts and totals are correct. Also, I hereby provide reasonable assurance that all assertions contained herein are accurate and all required schedules are completed and attached.

Preparer's Signature:			
Name:	Fred S. Caltabiano		
Title:	Partner		
Address:	6 N. Broad Street, Suite 201 Woodbury, NJ 08096		
Phone Number:	856-853-0440	Fax Number:	856-435-0440
E-mail address	fcaltabiano@bowmanllp.com		

2021 APPROVAL CERTIFICATION

City of Salem Municipal Port Authority

AUTHORITY BUDGET

FISCAL YEAR: FROM: February 1, 2021 **TO:** January 31, 2022

It is hereby certified that the Authority Budget, including all schedules appended hereto, are a true copy of the Annual Budget and Capital Budget/Program approved by resolution by the governing body of the City of Salem Municipal Port Authority, at an open public meeting held pursuant to N.J.A.C. 5:31-2.3, on the 8th day of February, 2021.

It is further certified that the recorded vote appearing in the resolution represents not less than a majority of the full membership of the governing body thereof.

Officer's Signature:			
Name:	Karen Tuthill		
Title:	Secretary/Treasurer		
Address:	19 South Front St Salem, NJ 08079		
Phone Number:	856-935-6380	Fax Number:	856-935-9113
E-mail address	ktuthill@salemportauthority.net		

INTERNET WEBSITE CERTIFICATION

Authority's Web Address:	www.cityofsalemnj.gov/boards.html
--------------------------	--

All authorities shall maintain either an Internet website or a webpage on the municipality's or county's Internet website. The purpose of the website or webpage shall be to provide increased public access to the authority's operations and activities. N.J.S.A. 40A:5A-17.1 requires the following items to be included on the Authority's website at a minimum for public disclosure. Check the boxes below to certify the Authority's compliance with N.J.S.A. 40A:5A-17.1.

- A description of the Authority's mission and responsibilities
- Budgets for the current fiscal year and immediately preceding two prior years
- The most recent Comprehensive Annual Financial Report (Unaudited) or similar financial information (**Similar Information is such as PIE Charts, Bar Graphs etc. for such items as Revenues, Expenditures, and other information the Authority deems relevant to inform the public**)
- The complete annual audits of the most recent fiscal year and immediately two prior years
- The Authority's rules, regulations and official policy statements deemed relevant by the governing body of the authority to the interests of the residents within the authority's service area or jurisdiction
- Notice posted pursuant to the "Open Public Meetings Act" for each meeting of the Authority, setting forth the time, date, location and agenda of each meeting
- The approved minutes of each meeting of the Authority including all resolutions of the board and their committees; for at least three consecutive fiscal years
- The name, mailing address, electronic mail address and phone number of every person who exercises day-to-day supervision or management over some or all of the operations of the Authority
- A list of attorneys, advisors, consultants and any other person, firm, business, partnership, corporation or other organization which received any remuneration of \$17,500 or more during the preceding fiscal year for any service whatsoever rendered to the Authority.

It is hereby certified by the below authorized representative of the Authority that the Authority's website or webpage as identified above complies with the minimum statutory requirements of N.J.S.A. 40A:5A-17.1 as listed above. A check in each of the above boxes signifies compliance.


Name of Officer Certifying compliance

Karen Tuthill

Title of Officer Certifying compliance

Secretary / Treasurer

Signature



2021-2022 AUTHORITY BUDGET RESOLUTION

City of Salem Municipal Port Authority

FISCAL YEAR: FROM: February 1, 2021 **TO:** January 31, 2022

WHEREAS, the Annual Budget and Capital Budget for the City of Salem Municipal Port Authority for the fiscal year beginning, February 1, 2021 and ending, January 31, 2022 has been presented before the governing body of the City of Salem Municipal Port Authority at its open public meeting of February 8, 2021; and

WHEREAS, the Annual Budget as introduced reflects Total Revenues of \$63,179.00, Total Appropriations, including any Accumulated Deficit if any, of \$63,179.00 and Total Unrestricted Net Position utilized of \$0.00; and

WHEREAS, the Capital Budget as introduced reflects Total Capital Appropriations of \$-0- and Total Unrestricted Net Position planned to be utilized as funding thereof, of \$-0-; and


WHEREAS, the schedule of rates, fees and other charges in effect will produce sufficient revenues, together with all other anticipated revenues to satisfy all obligations to the holders of bonds of the Authority, to meet operating expenses, capital outlays, debt service requirements, and to provide for such reserves, all as may be required by law, regulation or terms of contracts and agreements; and

WHEREAS, the Capital Budget/Program, pursuant to N.J.A.C. 5:31-2, does not confer any authorization to raise or expend funds; rather it is a document to be used as part of the said Authority's planning and management objectives. Specific authorization to expend funds for the purposes described in this section of the budget, must be granted elsewhere; by bond resolution, by a project financing agreement, by resolution appropriating funds from the Renewal and Replacement Reserve or other means provided by law.

NOW, THEREFORE BE IT RESOLVED, by the governing body of the City of Salem Municipal Port Authority, at an open public meeting held on February 8, 2021 that the Annual Budget, including all related schedules, and the Capital Budget/Program of the City of Salem Municipal Port Authority for the fiscal year beginning, February 1, 2021 and ending, January 31, 2022 is hereby approved; and

BE IT FURTHER RESOLVED, that the anticipated revenues as reflected in the Annual Budget are of sufficient amount to meet all proposed expenditures/expenses and all covenants, terms and provisions as stipulated in the said Authority's outstanding debt obligations, capital lease arrangements, service contracts, and other pledged agreements; and

BE IT FURTHER RESOLVED, that the governing body of the City of Salem Municipal Port Authority will consider the Annual Budget and Capital Budget/Program for adoption on April 12, 2021.



(Secretary's Signature)

2/8/21

(Date)

Governing Body Member:	Recorded Vote			
	Aye	Nay	Abstain	Absent
W. CORBIN	X			
J. COLEMAN	X			
T. GREGORY				X
T. ORSINI	X			

2021 (2021-2022) ADOPTION CERTIFICATION

City of Salem Municipal Port Authority

AUTHORITY BUDGET

FISCAL YEAR: **FROM:** February 1, 2021 **TO:** January 31, 2022

It is hereby certified that the Authority Budget and Capital Budget/Program annexed hereto is a true copy of the Budget adopted by the governing body of the City of Salem Municipal Port Authority, pursuant to N.J.A.C. 5:31-2.3, on the 8th day of, February, 2021.

Officer's Signature:			
Name:	Karen Tuthill		
Title:	Secretary/Treasurer		
Address:	19 South Front St. Salem, NJ 08079		
Phone Number:	856-935-6380	Fax Number:	856-935-9113
E-mail address	ktuthill@salemportauthority.net		

2021 ADOPTED BUDGET RESOLUTION

City of Salem Municipal Port Authority

AUTHORITY

FISCAL YEAR: FROM: February 1, 2021 **TO:** January 31, 2022

WHEREAS, the Annual Budget and Capital Budget/Program for the City of Salem Municipal Port Authority for the fiscal year beginning February 1, 2021 and ending, January 31, 2022 has been presented for adoption before the governing body of the City of Salem Municipal Port Authority at its open public meeting of April 12, 2021; and

WHEREAS, the Annual Budget and Capital Budget as presented for adoption reflects each item of revenue and appropriation in the same amount and title as set forth in the introduced and approved budget, including all amendments thereto, if any, which have been approved by the Director of the Division of Local Government Services; and

WHEREAS, the Annual Budget as presented for adoption reflects Total Revenues of \$63,179.00, Total Appropriations, including any Accumulated Deficit, if any, of \$63,179.00 and Total Unrestricted Net Position utilized of \$-0-; and

WHEREAS, the Capital Budget as presented for adoption reflects Total Capital Appropriations of \$-0- and Total Unrestricted Net Position planned to be utilized of \$-0-; and

NOW, THEREFORE BE IT RESOLVED, by the governing body of City of Salem Municipal Port Authority, at an open public meeting held on April 12, 2021 that the Annual Budget and Capital Budget/Program of the City of Salem Municipal Port Authority for the fiscal year beginning, February 1, 2021 and, ending, January 31, 2022 is hereby adopted and shall constitute appropriations for the purposes stated; and

BE IT FURTHER RESOLVED, that the Annual Budget and Capital Budget/Program as presented for adoption reflects each item of revenue and appropriation in the same amount and title as set forth in the introduced and approved budget, including all amendments thereto, if any, which have been approved by the Director of the Division of Local Government Services.

(Secretary's Signature)

(Date)

Governing Body
Member:

Recorded Vote
Aye

Nay

Abstain

Absent

2021- AUTHORITY BUDGET
Narrative and Information Section

2021 (2021-2022) AUTHORITY BUDGET MESSAGE & ANALYSIS

City of Salem Municipal Port Authority

AUTHORITY BUDGET

FISCAL YEAR: FROM: February 1, 2021 TO: January 31, 2022

Answer all questions below. Attach additional pages and schedules as needed.

1. Complete a brief statement on the 2021/2021-2022 proposed Annual Budget and make comparison to the 2020/2020-2021 adopted budget for each Revenues and Appropriations. Explain any variances over +/-10% (As shown on budget pages F-2 and F-4 explain the reason for changes for each revenue and appropriation changing more than 10%) for each individual revenue and appropriation line item. Explanations of variances should include a description of the reason for the increase/decrease in the budgeted line item, not just an indication of the amount and percent of the change. Attach any supporting documentation that will help to explain the reason for the increase/decrease in the budgeted line item.

The 2021 proposed budget reflects administrative revenues regarding the City of Salem Municipal Port Authority. The South Jersey Port Authority has guaranteed this administrative fee revenue of \$63,179.00.

2. Describe the state of the local/regional economy and how it may impact the proposed Annual Budget, including the planned Capital Budget/Program. (Example Consider New Development projects such as Housing /Commercial projects impact on the Authorities expenses or revenues)

The state of the local economy is not anticipated to have an impact on the proposed Annual Budget including the planned Capital Budget/Program.

3. Describe the reasons for utilizing Unrestricted Net Position in the proposed Annual Budget and or Capital Budget, i.e. rate stabilization, debt service reduction, to balance the budget, etc. If the Authority's budget anticipates a use of Unrestricted Net Position, this question must be answered.

The annual budget reflects funding from the South Jersey Port Corporation.

4. Identify any sources of funds transferred to the County/Municipality as a budget subsidy or a shared service payments, pilot payments, or other types of contracts or agreements (Example to provide police services to the Authority etc. and explain the reason for the transfer (i.e.: to balance the County/Municipality budget, etc.).

N/A

5. The proposed budget must not reflect an anticipated deficit from 2021/2021-2022 operations. If there exists an accumulated deficit from prior years' budgets (and funding is included in the proposed budget as a result of a prior deficit) explain the funding plan to eliminate said deficit (N.J.S.A. 40A:5A-12). If the Authority has a net deficit reported in its most recent audit, it must provide a deficit reduction plan in response to this question.

(Prepare a response to deficits in most recent audit report pertaining to Deficits to Unrestricted Net Position caused by recording Pension and Post-Employment Benefits liabilities as required by GASB 68 and GASB 75) and similar types of deficits in the audit report. How would these deficits be funded?

The Authority's implementation of GASB Statement 68 required the recording of the Authority's portion of its unfunded pension liability. As a result, the Authority's unrestricted net position ended the fiscal year in a deficit. If the liability was not recorded, the Authority's unrestricted net position would not be a deficit. The Authority will continue to pay its annual contractually required contribution to the Division of Pensions which contains an amount to fund its unfunded accrued liability and monitor the investments held by the State Division of Pensions in hopes that the liability will decrease and eliminate the deficit. If or when the Authority is informed that it must pay its unfunded pension liability, it will then address how the liability will be funded and the impact it will have on its rates. It would best serve the Authority and its rate payers, if the deficit was eliminated over a five to ten-year span.

6. Attach a schedule of the Authority's existing rate structure (connection fees, parking fees, service charges, etc.) **if it has been changed since the prior year budget submission** and a schedule of the proposed rate structure for the upcoming fiscal year. Explain any proposed changes in the rate structure and attach the resolution approving the change in the rate structure, **if applicable**. (If no changes to fees or rates indicate (Answer as "Rates Are Staying the Same")

There is no project income from user fees, customer charges, or tax rates for the budget year ending January 31, 2022.

AUTHORITY CONTACT INFORMATION

2021

Please complete the following information regarding this Authority. All information requested below must be completed.

Name of Authority:	City of Salem Municipal Port Authority		
Federal ID Number:	22-2469412		
Address:	19 South Front Street		
City, State, Zip:	Salem	NJ	08079
Phone: (ext.)	856-935-6380	Fax:	856-935-9113

Preparer's Name:	Fred S. Caltabiano		
Preparer's Address:	6 N. Broad Street, Suite 201		
City, State, Zip:	Woodbury	NJ	08096
Phone: (ext.)	856-856-0440	Fax:	856-435-0440
E-mail:	fcaltabiano@bowmanllp.com		

Chief Executive Officer:	Karen Tuthill		
Phone: (ext.)	856-935-6380	Fax:	856-935-9113
E-mail:	ktuthill@salemportauthority.net		

Chief Financial Officer:	Karen Tuthill		
Phone: (ext.)	856-935-6380	Fax:	856-935-9113
E-mail:	ktuthill@salemportauthority.net		

Name of Auditor:	Fred S. Caltabiano		
Name of Firm:	Bowman & Company LLP		
Address:	6 N. Broad Street, Suite 201		
City, State, Zip:	Woodbury	NJ	08096
Phone: (ext.)	856-853-0440	Fax:	856-435-0440
E-mail:	fcaltabiano@bowmanllp.com		

AUTHORITY INFORMATIONAL QUESTIONNAIRE

City of Salem Municipal Port Authority

FISCAL YEAR: FROM: February 1, 2021 TO: January 31, 2022

Answer all questions below completely and attach additional information as required.

- 1) Provide the number of individuals employed in (Use Most Recent W-3 Available 2019 or 2020) as reported on the Authority's Form W-3, Transmittal of Wage and Tax Statements: **7**
- 2) Provide the amount of total salaries and wages as reported on the Authority's Form W-3, (Use Most Recent W-3 Available 2019 or 2020) Transmittal of Wage and Tax Statements: **\$110,146.48**
- 3) Provide the number of regular voting members of the governing body: **5 (Even if not all commissioners have been appointed (Total Commissioners are either 5 or 7 (Regional Authorities may have more than 7 members) per statute for your Authority)**
- 4) Provide the number of alternate voting members of the governing body: **0 (Maximum is 2)**
- 5) Did any person listed on Page N-4 have a family or business relationship with any other person listed on Page N-4 during the current fiscal year? **No** If "yes," attach a description of the relationship including the names of the individuals involved and their positions at the Authority.
- 6) Did all individuals that were required to file a Financial Disclosure Statement for the current fiscal year (Most Recent Filing that March 31, 2020 or 2021 deadline has passed 2020 or 2021) because of their relationship with the Authority file the form as required? (Checked to see if individuals actually filed at <http://www.state.nj.us/dca/divisions/dlgs/resources/fds.html> before answering) **NO - Aidan Hassler, No Reason given. If "no,"** provide a list of those individuals who failed to file a Financial Disclosure Statement and an explanation as to the reason for their failure to file.
- 7) Does the Authority have any amounts receivable from current or former commissioners, officers, key employees or highest compensated employees? **No** If "yes," attach a list of those individuals, their position, the amount receivable, and a description of the amount due to the Authority.
- 8) Was the Authority a party to a business transaction with one of the following parties:
 - a. A current or former commissioner, officer, key employee, or highest compensated employee? **No**
 - b. A family member of a current or former commissioner, officer, key employee, or highest compensated employee? **No**
 - c. An entity of which a current or former commissioner, officer, key employee, or highest compensated employee (or family member thereof) was an officer or direct or indirect owner? **No**If the answer to any of the above is "yes," attach a description of the transaction including the name of the commissioner, officer, key employee, or highest compensated employee (or family member thereof) of the Authority; the name of the entity and relationship to the individual or family member; the amount paid; and whether the transaction was subject to a competitive bid process.
- 9) Did the Authority during the most recent fiscal year pay premiums, directly or indirectly, on a personal benefit contract? A personal benefit contract is generally any life insurance, annuity, or endowment contract that benefits, directly or indirectly, the transferor, a member of the transferor's family, or any other person designated by the transferor. **No** If "yes," attach a description of the arrangement, the premiums paid, and indicate the beneficiary of the contract.
- 10) Explain the Authority's process for determining compensation for all persons listed on Page N-4. Include whether the Authority's process includes any of the following: 1) review and approval by the commissioners or a committee thereof; 2) study or survey of compensation data for comparable positions in similarly sized entities; 3) annual or periodic performance evaluation; 4) independent compensation consultant; and/or 5) written employment contract. **Governing body not compensated. Secretary/Treasurer has a written employment contract approved by the commissioners and is reviewed annually.**

- 11) Did the Authority pay for meals or catering during the current fiscal year? **No** If "yes," attach a detailed list of all meals and/or catering invoices for the current fiscal year and provide an explanation for each expenditure listed.
- 12) Did the Authority pay for travel expenses for any employee or individual listed on Page N-4? **No** If "yes," attach a detailed list of all travel expenses for the current fiscal year and provide an explanation for each expenditure listed.
- 13) Did the Authority provide any of the following to or for a person listed on Page N-4 or any other employee of the Authority?
- a. First class or charter travel **No**
 - b. Travel for companions **No**
 - c. Tax indemnification and gross-up payments **No**
 - d. Discretionary spending account **No**
 - e. Housing allowance or residence for personal use **No**
 - f. Payments for business use of personal residence **No**
 - g. Vehicle/auto allowance or vehicle for personal use **No**
 - h. Health or social club dues or initiation fees **No**
 - i. Personal services (i.e.: maid, chauffeur, chef) **No**
- If the answer to any of the above is "yes," attach a description of the transaction including the name and position of the individual and the amount expended.
- 14) Did the Authority follow a written policy regarding payment or reimbursement for expenses incurred by employees and/or commissioners during the course of Authority business and does that policy require substantiation of expenses through receipts or invoices prior to reimbursement? **Yes** If "no," attach an explanation of the Authority's process for reimbursing employees and commissioners for expenses. (If your authority does not allow for reimbursements indicate that in answer)
- 15) Did the Authority make any payments to current or former commissioners or employees for severance or termination? **No** If "yes," attach explanation including amount paid.
- 16) Did the Authority make any payments to current or former commissioners or employees that were contingent upon the performance of the Authority or that were considered discretionary bonuses? **No** If "yes," attach explanation including amount paid.
- 17) Did the Authority comply with its Continuing Disclosure Agreements for all debt issuances outstanding by submitting its audited annual financial statements, annual operating data, and notice of material events to the Municipal Securities Rulemaking Board's Electronic Municipal Marketplace Access (EMMA) as required? **N/A – Authority has no outstanding debt** If "no," attach a description of the Authority's plan to ensure compliance with its Continuing Disclosure Agreements in the future. (If no bonded Debt answer is Not Applicable). (New Jersey Infrastructure Trust Loans are not bonded debt of an Authority)
- 18) Did the Authority receive any notices from the Department of Environmental Protection or any other entity regarding maintenance or repairs required to the Authority's systems to bring them into compliance with current regulations and standards that it has not yet taken action to remediate? **No** If "yes," attach explanation as to why the Authority has not yet undertaken the required maintenance or repairs and describe the Authority's plan to address the conditions identified.
- 19) Did the Authority receive any notices of fines or assessments from the Department of Environmental Protection or any other entity due to noncompliance with current regulations (i.e.: sewer overflow, etc.)? **No** If "yes," attach a description of the event or condition that resulted in the fine or assessment and indicate the amount of the fine or assessment.

**AUTHORITY SCHEDULE OF COMMISSIONERS, OFFICERS, KEY EMPLOYEES,
HIGHEST COMPENSATED EMPLOYEES AND INDEPENDENT CONTRACTORS**

City of Salem Municipal Port Authority

FISCAL YEAR: FROM: February 1, 2021 TO: January 31, 2022

Complete the attached table for all persons required to be listed per #1-4 below.

- 1) List all of the Authority's current commissioners and officers and amount of compensation from the Authority and any other public entities as defined below. Enter zero if no compensation was paid.
- 2) List all of the Authority's key employees and highest compensated employees other than a commissioner or officer as defined below and amount of compensation from the Authority and any other public entities.
- 3) List all of the Authority's former officers, key employees and highest compensated employees who received more than \$100,000 in reportable compensation from the Authority and any other public entities during the most recent fiscal year completed.
- 4) List all of the Authority's former commissioners who received more than \$10,000 in reportable compensation from the Authority and any other public entities during the most recent fiscal year completed.

Commissioner: A member of the governing body of the authority with voting rights. Include alternates for purposes of this schedule.

Officer: A person elected or appointed to manage the authority's daily operations at any time during the year, such as the chairperson, vice-chairperson, secretary, or treasurer. For the purposes of this schedule, treat the authority's top management official and top financial official as officers. A member of the governing body may be both a commissioner and an officer for the purposes of this schedule.

Key employee: An employee or independent contractor of the authority (other than a commissioner or officer) who meets both of the following criteria:

- a) The individual received reportable compensation from the authority and other public entities in excess of \$150,000 for the most recent fiscal year completed; and
- b) The individual has responsibilities or influence over the authority as a whole or has power to control or determine 10% or more of the authority's capital expenditures or operating budget.

Highest compensated employee: One of the five highest compensated employees or independent contractors of the authority other than current commissioners, officers, or key employees whose aggregate reportable compensation from the authority and other public entities is greater than \$100,000 for the most recent fiscal year completed.

Compensation: All forms of cash and non-cash payments or benefits provided in exchange for services, including salaries and wages, bonuses, severance payments, deferred payments, retirement benefits, fringe benefits, and other financial arrangements or transactions such as personal vehicles, meals, housing, personal and family education benefits, below-market loans, payment of personal or family travel, entertainment, and personal use of the Authority's property. Compensation includes payments and other benefits provided to both employees and independent contractors in exchange for services.

Reportable compensation: (Use the Most Recent W-2 available 2019 or 2020. The aggregate compensation that is reported (or is required to be reported) on Form W-2, box 1 or 5, whichever amount is greater, and/or Form 1099-MISC, box 7, for the most recent calendar year ended 60 days before the start of the proposed budget year. For example, for fiscal years ending December 31, 2021, the most recent W-2 and 1099 should be used 2020 or 2019 (60 days prior to start of budget year is November 1, 2020, with 2019 being the most recent calendar year ended), and for fiscal years ending June 30, 2021, the calendar year 2020 W-2 and 1099 should be used (60 days prior to start of budget year is May 1, 2021, with 2020 being the most recent calendar year ended).

Other Public Entity: Any municipality, county, local authority, fire district, or other government unit, regardless of whether it is related in any way to the Authority either by function or by physical location.

Authority Schedule of Commissioners, Officers, Key Employees, Highest Compensated Employees and Independent Contractors (Continued)

City of Salem Municipal Port Authority

For the Period February 1, 2021 to January 31, 2022

Position (Can Check more than 1 Column for each person)

Reportable Compensation from Authority (W-2/1099)

A	B	C	D	E	F	G	H	I	J	K	L	M	N	O	P	Q	R	S	T	
																				Commissioner
1	Thomas Crisini	Chairman	x																	
2	James Coleman	Member	x																	
3	William Corbin	Member	x																	
4	Aidan Hassler	Member	x																	
5	Timothy Gregory Jr	Member	x																	
6	Karen Tuthill	Secretary/Treasurer		x																
7																				
8																				
9																				
10																				
11																				
12																				
13																				
14																				
15																				
										\$ 29,839	\$	\$ 17,414	\$ 47,253	\$	\$	\$	\$	\$	\$	\$ 47,253

(1) Insert "None" in this column for each individual that does not hold a position with another Public Entity

Schedule of Health Benefits - Detailed Cost Analysis

City of Salem Municipal Port Authority
 For the Period February 1, 2021 to January 31, 2022

If Not Applicable X this box Below

	# of Covered Members		Annual Cost		# of Covered Members (Medical & Rx) Current Year	Annual Cost per Employee Current Year	Total Prior year Year Cost (Decrease)	\$ Increase (Decrease)	% Increase (Decrease)
	Proposed Budget	Estimate	Employee Proposed Budget	Total Cost Estimate Proposed Budget					
Active Employees - Health Benefits - Annual Cost									
Single Coverage	1	\$ 11,490	1	\$ 11,490	1	\$ 11,384	\$ 106	0.9%	#DIV/0!
Parent & Child									#DIV/0!
Employee & Spouse (or Partner)									#DIV/0!
Family									0.0%
Employee Cost Sharing Contribution (enter as negative -)		(758)		(758)		(758)			1.0%
Subtotal	1	10,732	1	10,732	1	10,626	106		
Commissioners - Health Benefits - Annual Cost									
Single Coverage									#DIV/0!
Parent & Child									#DIV/0!
Employee & Spouse (or Partner)									#DIV/0!
Family									#DIV/0!
Employee Cost Sharing Contribution (enter as negative -)									#DIV/0!
Subtotal	0	-	0	-	0	-	-		
Retirees - Health Benefits - Annual Cost									
Single Coverage									#DIV/0!
Parent & Child									#DIV/0!
Employee & Spouse (or Partner)									#DIV/0!
Family									#DIV/0!
Employee Cost Sharing Contribution (enter as negative -)									#DIV/0!
Subtotal	0	-	0	-	0	-	-		
GRAND TOTAL	1	\$ 10,732	1	\$ 10,732	1	\$ 10,626	\$ 106	1.0%	

Is medical coverage provided by the SHBP (Yes or No)? (Place Answer in Box)
 Is prescription drug coverage provided by the SHBP (Yes or No)? (Place Answer in Box)

Yes	Yes or No
Yes	Yes or No

Note: Remember to Enter an amount in rows for Employee Cost Sharing

2021 AUTHORITY BUDGET

Financial Schedules Section

SUMMARY

City of Salem Municipal Port Authority
 For the Period February 1, 2021 to January 31, 2022

	FY 2022 Proposed Budget				FY 2021 Adopted Budget		\$ Increase (Decrease) Proposed vs. Adopted	% Increase (Decrease) Proposed vs. Adopted
	Operation #1	Operation #2	N/A	N/A	Total All Operations	Total All Operations		
REVENUES								
Total Operating Revenues	\$ 63,179	\$ -	\$ -	\$ -	\$ 63,179	\$ 62,265	\$ 914	1.5%
Total Non-Operating Revenues	-	-	-	-	-	-	-	#DIV/0!
Total Anticipated Revenues	63,179	-	-	63,179	62,265	914	1.5%	
APPROPRIATIONS								
Total Administration	63,179	-	-	63,179	62,265	914	1.5%	
Total Cost of Providing Services	-	-	-	-	-	-	-	#DIV/0!
Total Principal Payments on Debt Service in Lieu of Depreciation	-	-	-	-	-	-	-	#DIV/0!
Total Operating Appropriations	63,179	-	-	63,179	62,265	914	1.5%	
Total Interest Payments on Debt	-	-	-	-	-	-	-	#DIV/0!
Total Other Non-Operating Appropriations	-	-	-	-	-	-	-	#DIV/0!
Total Non-Operating Appropriations	-	-	-	-	-	-	-	#DIV/0!
Accumulated Deficit	-	-	-	-	-	-	-	#DIV/0!
Total Appropriations and Accumulated Deficit	63,179	-	-	63,179	62,265	914	1.5%	
Less: Total Unrestricted Net Position Utilized	-	-	-	-	-	-	-	#DIV/0!
Net Total Appropriations	63,179	-	-	63,179	62,265	914	1.5%	
ANTICIPATED SURPLUS (DEFICIT)	\$ -	\$ -	\$ -	\$ -	\$ -	\$ -	\$ -	#DIV/0!

Revenue Schedule

City of Salem Municipal Port Authority

For the Period February 1, 2021 to January 31, 2022

	FY 2022 Proposed Budget						FY 2021 Adopted Budget	\$ Increase (Decrease) Proposed vs. Adopted	% Increase (Decrease) Proposed vs. Adopted	
	Operation					Total All Operations	Total All Operations	All Operations	All Operations	
	#1	Operation #2	N/A	N/A	N/A	N/A				
OPERATING REVENUES										
<i>Service Charges</i>										
Residential						\$ -	\$ -	\$ -	#DIV/0!	
Business/Commercial						-	-	-	#DIV/0!	
Industrial						-	-	-	#DIV/0!	
Intergovernmental						-	-	-	#DIV/0!	
Other						-	-	-	#DIV/0!	
Total Service Charges						-	-	-	#DIV/0!	
<i>Connection Fees</i>										
Residential						-	-	-	#DIV/0!	
Business/Commercial						-	-	-	#DIV/0!	
Industrial						-	-	-	#DIV/0!	
Intergovernmental						-	-	-	#DIV/0!	
Other						-	-	-	#DIV/0!	
Total Connection Fees						-	-	-	#DIV/0!	
<i>Parking Fees</i>										
Meters						-	-	-	#DIV/0!	
Permits						-	-	-	#DIV/0!	
Fines/Penalties						-	-	-	#DIV/0!	
Other						-	-	-	#DIV/0!	
Total Parking Fees						-	-	-	#DIV/0!	
<i>Other Operating Revenues (List)</i>										
Contrib. from South Jersey Port Corp.	63,179					63,179	62,265	914	1.5%	
Type in (Grant, Other Rev)						-	-	-	#DIV/0!	
Type in (Grant, Other Rev)						-	-	-	#DIV/0!	
Type in (Grant, Other Rev)						-	-	-	#DIV/0!	
Type in (Grant, Other Rev)						-	-	-	#DIV/0!	
Type in (Grant, Other Rev)						-	-	-	#DIV/0!	
Type in (Grant, Other Rev)						-	-	-	#DIV/0!	
Type in (Grant, Other Rev)						-	-	-	#DIV/0!	
Type in (Grant, Other Rev)						-	-	-	#DIV/0!	
Type in (Grant, Other Rev)						-	-	-	#DIV/0!	
Type in (Grant, Other Rev)						-	-	-	#DIV/0!	
Type in (Grant, Other Rev)						-	-	-	#DIV/0!	
Total Other Revenue	63,179					63,179	62,265	914	1.5%	
Total Operating Revenues	63,179					63,179	62,265	914	1.5%	
NON-OPERATING REVENUES										
<i>Other Non-Operating Revenues (List)</i>										
Type in						-	-	-	#DIV/0!	
Type in						-	-	-	#DIV/0!	
Type in						-	-	-	#DIV/0!	
Type in						-	-	-	#DIV/0!	
Type in						-	-	-	#DIV/0!	
Type in						-	-	-	#DIV/0!	
Total Other Non-Operating Revenue						-	-	-	#DIV/0!	
<i>Interest on Investments & Deposits (List)</i>										
Interest Earned						-	-	-	#DIV/0!	
Penalties						-	-	-	#DIV/0!	
Other						-	-	-	#DIV/0!	
Total Interest						-	-	-	#DIV/0!	
Total Non-Operating Revenues						-	-	-	#DIV/0!	
TOTAL ANTICIPATED REVENUES	\$ 63,179	\$ -	\$ -	\$ -	\$ -	\$ -	\$ 63,179	\$ 62,265	\$ 914	1.5%

Prior Year Adopted Revenue Schedule

City of Salem Municipal Port Authority

	FY 2021 Adopted Budget						Total All Operations	
	Operation #1	Operation #2	N/A	N/A	N/A	N/A		
OPERATING REVENUES								
<i>Service Charges</i>								
Residential							\$	-
Business/Commercial							-	
Industrial							-	
Intergovernmental							-	
Other							-	
Total Service Charges	-	-	-	-	-	-	-	
<i>Connection Fees</i>								
Residential							-	-
Business/Commercial							-	
Industrial							-	
Intergovernmental							-	
Other							-	
Total Connection Fees	-	-	-	-	-	-	-	
<i>Parking Fees</i>								
Meters							-	-
Permits							-	
Fines/Penalties							-	
Other							-	
Total Parking Fees	-	-	-	-	-	-	-	
<i>Other Operating Revenues (List)</i>								
Contrib. from South Jersey Port Corp.	62,265						62,265	-
Type in (Grant, Other Rev)							-	-
Type in (Grant, Other Rev)							-	
Type in (Grant, Other Rev)							-	
Type in (Grant, Other Rev)							-	
Type in (Grant, Other Rev)							-	
Type in (Grant, Other Rev)							-	
Type in (Grant, Other Rev)							-	
Type in (Grant, Other Rev)							-	
Type in (Grant, Other Rev)							-	
Type in (Grant, Other Rev)							-	
Total Other Revenue	62,265	-	-	-	-	-	62,265	
Total Operating Revenues	62,265	-	-	-	-	-	62,265	
NON-OPERATING REVENUES								
<i>Other Non-Operating Revenues (List)</i>								
Type in							-	-
Type in							-	
Type in							-	
Type in							-	
Type in							-	
Total Other Non-Operating Revenues	-	-	-	-	-	-	-	
<i>Interest on Investments & Deposits</i>								
Interest Earned							-	-
Penalties							-	
Other							-	
Total Interest	-	-	-	-	-	-	-	
Total Non-Operating Revenues	-	-	-	-	-	-	-	
TOTAL ANTICIPATED REVENUES	\$ 62,265	\$ -	\$ -	\$ -	\$ -	\$ -	\$ 62,265	

Appropriations Schedule

City of Salem Municipal Port Authority
For the Period February 1, 2021 to January 31, 2022

	FY 2022 Proposed Budget						FY 2021 Adopted Budget	\$ Increase (Decrease) Proposed vs. Adopted	% Increase (Decrease) Proposed vs. Adopted	
	Operation #1	Operation #2	N/A	N/A	N/A	N/A	Total All Operations	Total All Operations	All Operations	
	#1	#2	N/A	N/A	N/A	N/A	Total All Operations	Total All Operations	All Operations	
OPERATING APPROPRIATIONS										
<i>Administration - Personnel</i>										
Salary & Wages	\$ 29,839					\$ 29,839	\$ 29,254	\$ 585	2.0%	
Fringe Benefits	17,414					17,414	17,085	329	1.9%	
Total Administration - Personnel	47,253					47,253	46,339	914	2.0%	
<i>Administration - Other (List)</i>										
Accounting	4,600					4,600	4,600	-	0.0%	
Telephone	3,376					3,376	5,400	(2,024)	-37.5%	
Rent	5,400					5,400	3,376	2,024	60.0%	
Office Supplies	1,500					1,500	1,500	-	0.0%	
Miscellaneous Administration*	1,050					1,050	1,050	-	0.0%	
Total Administration - Other	15,926					15,926	15,926	-	0.0%	
Total Administration	63,179					63,179	62,265	914	1.5%	
<i>Cost of Providing Services - Personnel</i>										
Salary & Wages						-	-	-	#DIV/0!	
Fringe Benefits						-	-	-	#DIV/0!	
Total COPS - Personnel						-	-	-	#DIV/0!	
<i>Cost of Providing Services - Other (List)</i>										
Type in Description						-	-	-	#DIV/0!	
Type in Description						-	-	-	#DIV/0!	
Type in Description						-	-	-	#DIV/0!	
Type in Description						-	-	-	#DIV/0!	
Miscellaneous COPS*						-	-	-	#DIV/0!	
Total COPS - Other						-	-	-	#DIV/0!	
Total Cost of Providing Services						-	-	-	#DIV/0!	
Total Principal Payments on Debt Service in Lieu of Depreciation						-	-	-	#DIV/0!	
Total Operating Appropriations	63,179					63,179	62,265	914	1.5%	
NON-OPERATING APPROPRIATIONS										
Total Interest Payments on Debt						-	-	-	#DIV/0!	
Operations & Maintenance Reserve						-	-	-	#DIV/0!	
Renewal & Replacement Reserve						-	-	-	#DIV/0!	
Municipality/County Appropriation						-	-	-	#DIV/0!	
Other Reserves						-	-	-	#DIV/0!	
Total Non-Operating Appropriations						-	-	-	#DIV/0!	
TOTAL APPROPRIATIONS	63,179					63,179	62,265	914	1.5%	
ACCUMULATED DEFICIT						-	-	-	#DIV/0!	
TOTAL APPROPRIATIONS & ACCUMULATED DEFICIT	63,179					63,179	62,265	914	1.5%	
UNRESTRICTED NET POSITION UTILIZED										
Municipality/County Appropriation						-	-	-	#DIV/0!	
Other						-	-	-	#DIV/0!	
Total Unrestricted Net Position Utilized						-	-	-	#DIV/0!	
TOTAL NET APPROPRIATIONS	\$ 63,179	\$ -	\$ -	\$ -	\$ -	\$ -	\$ 63,179	\$ 62,265	\$ 914	1.5%

* Miscellaneous line items may not exceed 5% of total operating appropriations shown below. If amount in miscellaneous is greater than the amount shown below, then the line item must be itemized above.

5% of Total Operating Appropriations \$3,158.95 \$ - \$ - \$ - \$ - \$ - \$ - \$ 3,158.95

Prior Year Adopted Appropriations Schedule

City of Salem Municipal Port Authority

	FY 2021 Adopted Budget						Total All Operations
	Operation #1	Operation #2	N/A	N/A	N/A	N/A	
OPERATING APPROPRIATIONS							
<i>Administration - Personnel</i>							
Salary & Wages	\$ 29,254						\$ 29,254
Fringe Benefits	17,085						17,085
Total Administration - Personnel	46,339	-	-	-	-	-	46,339
<i>Administration - Other (List)</i>							
Accounting/Auditing	4,600						4,600
Rent	5,400						5,400
Telephone	3,376						3,376
Office Supplies	1,500						1,500
Miscellaneous Administration*	1,050						1,050
Total Administration - Other	15,926	-	-	-	-	-	15,926
Total Administration	62,265	-	-	-	-	-	62,265
<i>Cost of Providing Services - Personnel</i>							
Salary & Wages							-
Fringe Benefits							-
Total COPS - Personnel	-	-	-	-	-	-	-
<i>Cost of Providing Services - Other (List)</i>							
Type In Description							-
Type In Description							-
Type In Description							-
Type In Description							-
Miscellaneous COPS*							-
Total COPS - Other	-	-	-	-	-	-	-
Total Cost of Providing Services	-	-	-	-	-	-	-
Total Principal Payments on Debt Service in Lieu of Depreciation							-
Total Operating Appropriations	62,265	-	-	-	-	-	62,265
NON-OPERATING APPROPRIATIONS							
Total Interest Payments on Debt	-	-	-	-	-	-	-
Operations & Maintenance Reserve							-
Renewal & Replacement Reserve							-
Municipality/County Appropriation							-
Other Reserves							-
Total Non-Operating Appropriations	-	-	-	-	-	-	-
TOTAL APPROPRIATIONS	62,265	-	-	-	-	-	62,265
ACCUMULATED DEFICIT							-
TOTAL APPROPRIATIONS & ACCUMULATED DEFICIT	62,265	-	-	-	-	-	62,265
UNRESTRICTED NET POSITION UTILIZED							
Municipality/County Appropriation							-
Other							-
Total Unrestricted Net Position Utilized	-	-	-	-	-	-	-
TOTAL NET APPROPRIATIONS	\$ 62,265	\$ -	\$ -	\$ -	\$ -	\$ -	\$ 62,265

* Miscellaneous line items may not exceed 5% of total operating appropriations shown below. If amount in miscellaneous is greater than the amount shown below, then the line item must be itemized above.

5% of Total Operating Appropriations \$3,113.25 \$ - \$ - \$ - \$ - \$ - \$ - \$ 3,113.25

Debt Service Schedule - Principal

City of Salem Municipal Port Authority

X

If Authority has no debt X this box

Fiscal Year Ending in

	Proposed Budget Year 2022	2023	2024	2025	2026	2027	Thereafter	Total Principal Outstanding
Operation #1								
Type in Issue Name								\$
Type in Issue Name								
Type in Issue Name								
Type in Issue Name								
Total Principal								
Operation #2								
Type in Issue Name								
Type in Issue Name								
Type in Issue Name								
Type in Issue Name								
Total Principal								
N/A								
Type in Issue Name								
Type in Issue Name								
Type in Issue Name								
Type in Issue Name								
Total Principal								
N/A								
Type in Issue Name								
Type in Issue Name								
Type in Issue Name								
Type in Issue Name								
Total Principal								
N/A								
Type in Issue Name								
Type in Issue Name								
Type in Issue Name								
Type in Issue Name								
Total Principal								
TOTAL PRINCIPAL ALL OPERATIONS								
	\$	\$	\$	\$	\$	\$	\$	\$

Indicate the Authority's most recent bond rating and the year of the rating by ratings service.

	<i>Fitch</i>	<i>Standard & Poors</i>	
Moody's			
Bond Rating			
Year of Last Rating			

Debt Service Schedule - Interest
City of Salem Municipal Port Authority

If Authority has no debt X this box

X

	Fiscal Year Ending in						Total Interest Payments Outstanding		
	Adopted Budget Year 2021	Proposed Budget Year 2022	2023	2024	2025	2026		2027	Thereafter
<i>Operation #1</i>									
Type in Issue Name									
Type in Issue Name									
Type in Issue Name									
Type in Issue Name									
Total Interest Payments									\$
<i>Operation #2</i>									
Type in Issue Name									
Type in Issue Name									
Type in Issue Name									
Type in Issue Name									
Total Interest Payments									
N/A									
Type in Issue Name									
Type in Issue Name									
Type in Issue Name									
Type in Issue Name									
Total Interest Payments									
N/A									
Type in Issue Name									
Type in Issue Name									
Type in Issue Name									
Type in Issue Name									
Total Interest Payments									
N/A									
Type in Issue Name									
Type in Issue Name									
Type in Issue Name									
Type in Issue Name									
Total Interest Payments									
N/A									
Type in Issue Name									
Type in Issue Name									
Type in Issue Name									
Type in Issue Name									
Total Interest Payments									
TOTAL INTEREST ALL OPERATIONS									
Total Interest Payments	\$	\$	\$	\$	\$	\$	\$	\$	\$

Net Position Reconciliation

City of Salem Municipal Port Authority
 For the Period February 1, 2021 to January 31, 2022

FY 2022 Proposed Budget

Operation #1	Operation #2	N/A	N/A	N/A	N/A	Total All Operations
\$ (51,302)						\$ (51,302)
(51,302)						(51,302)
93,482						93,482

TOTAL NET POSITION BEGINNING OF LATEST AUDIT REPORT YEAR(1)
 Less: Invested in Capital Assets, Net of Related Debt (1)
 Less: Restricted for Debt Service Reserve (1)
 Less: Other Restricted Net Position (1)
 Total Unrestricted Net Position (1)
 Less: Designated for Non-Operating Improvements & Repairs
 Less: Designated for Rate Stabilization
 Less: Other Designated by Resolution
 Plus: Accrued Unfunded Pension Liability (1)
 Plus: Accrued Unfunded Other Post-Employment Benefit Liability (1)
 Plus: Estimated Income (Loss) on Current Year Operations (2)
 Plus: Other Adjustments (attach schedule)

UNRESTRICTED NET POSITION AVAILABLE FOR USE IN PROPOSED BUDGET

Unrestricted Net Position Utilized to Balance Proposed Budget
 Unrestricted Net Position Utilized in Proposed Capital Budget
 Appropriation to Municipality/County (3)
 Total Unrestricted Net Position Utilized in Proposed Budget

42,180						42,180
-						-
-						-
-						-

PROJECTED UNRESTRICTED UNDESIGNATED NET POSITION AT END OF YEAR

Last issued Audit Report (4)

\$ 42,180	\$ -	\$ -	\$ -	\$ -	\$ -	\$ 42,180
-----------	------	------	------	------	------	-----------

- (1) Total of all operations for this line item must agree to audited financial statements.
- (2) Include budgeted and unbudgeted use of unrestricted net position in the current year's operations.
- (3) Amount may not exceed 5% of total operating appropriations. See calculation below.
 Maximum Allowable Appropriation to Municipality/County \$ 3,159 \$ - \$ - \$ - \$ - \$ 3,159
- (4) If Authority is projecting a deficit for any operation at the end of the budget period, the Authority must attach a statement explaining its plan to reduce the deficit, including the timeline for elimination of the deficit, if not already detailed in the budget narrative section.

2021
CITY OF SALEM
MUNICIPAL PORT
AUTHORITY

AUTHORITY
CAPITAL
BUDGET/
PROGRAM

2021 CERTIFICATION OF AUTHORITY CAPITAL BUDGET/PROGRAM

City of Salem Municipal Port Authority

FISCAL YEAR: FROM: February 1, 2021 TO: January 31, 2022

[]

It is hereby certified that the Authority Capital Budget/Program annexed hereto is a true copy of the Capital Budget/Program approved, pursuant to N.J.A.C. 5:31-2.2, along with the Annual Budget, by the governing body of the _____ Authority, on the _____ day of _____,

OR

[X]

It is hereby certified that the governing body of the City of Salem Municipal Port Authority have elected **NOT** to adopt a Capital Budget /Program for the aforesaid fiscal year, pursuant to N.J.A.C. 5:31-2.2 for the following reason(s): **No Planned Capital Projects**

Officer's Signature:			
Name:	Karen Tuthill		
Title:	Secretary/Treasurer		
Address:	19 South Front St Salem, NJ 08079		
Phone Number:	856-935-6380	Fax Number:	856-935-9113
E-mail address	ktuthill@salemportauthority.net		

2021 CAPITAL BUDGET/PROGRAM MESSAGE

City of Salem Municipal Port Authority

FISCAL YEAR: **FROM:** February 1, 2021 **TO:** January 31, 2022

1. Has each municipality or county affected by the actions of the authority participated in the development of the capital plan and reviewed or approved the plans or projects included within the Capital Budget/Program (This may include the governing body or certain officials such as planning boards, Construction Code Officials) as to these Projects?

The City of Salem Municipal Port Authority has no planned capital projects.

2. Has each capital project/project financing been developed from a specific capital improvement plan or report; does it include full lifecycle costs; and is it consistent with appropriate elements of Master Plans or other plans in the jurisdiction(s) served by the authority?

The City of Salem Municipal Port Authority has no planned capital projects.

3. Has a long-term (5 years or more) infrastructure needs and other capital items (Vehicles, Equipment) needs assessment been prepared?

The City of Salem Municipal Port Authority has no planned capital projects.

4. If amounts are on Page CB-3 in the column Debt Authorizations. Indicate the primary source of funding the debt service for the Debt Authorizations (Example Rate Increases Funding or Other sources)

The City of Salem Municipal Port Authority has no planned capital projects.

5. Please indicate which capital projects/project financings are being undertaken in the Metropolitan or Suburban Planning Areas as defined in the State Development and Redevelopment Plan.

The City of Salem Municipal Port Authority has no planned capital projects.

6. Please indicate which capital projects/project financings are being undertaken within the boundary of a State Planning Commission-designated Center and/or Endorsed Plan and if the project was included in the Plan Implementation Agenda for that Center/Endorsed Plan.

The City of Salem Municipal Port Authority has no planned capital projects.

Add additional sheets if necessary.

Proposed Capital Budget

City of Salem Municipal Port Authority
 For the Period February 1, 2021 to January 31, 2022

	Estimated Total Cost	Funding Sources				
		Unrestricted Net Position Utilized	Renewal & Replacement Reserve	Debt Authorization	Capital Grants	Other Sources
<i>Operation #1</i>						
Type in Description	\$ -					
Type in Description	-					
Type in Description	-					
Type in Description	-					
Total	-	-	-	-	-	-
<i>Operation #2</i>						
Type in Description	-					
Type in Description	-					
Type in Description	-					
Type in Description	-					
Total	-	-	-	-	-	-
<i>N/A</i>						
Type in Description	-					
Type in Description	-					
Type in Description	-					
Type in Description	-					
Total	-	-	-	-	-	-
<i>N/A</i>						
Type in Description	-					
Type in Description	-					
Type in Description	-					
Type in Description	-					
Total	-	-	-	-	-	-
<i>N/A</i>						
Type in Description	-					
Type in Description	-					
Type in Description	-					
Type in Description	-					
Total	-	-	-	-	-	-
<i>N/A</i>						
Type in Description	-					
Type in Description	-					
Type in Description	-					
Type in Description	-					
Total	-	-	-	-	-	-
TOTAL PROPOSED CAPITAL BUDGET	\$ -	\$ -	\$ -	\$ -	\$ -	\$ -

Enter brief description of up to four projects for each operation above. For operations with more than four budgeted projects, please attach additional schedules. Input total amount of all projects for the operation on single line and enter "See Attached Schedule" instead of project description.

5 Year Capital Improvement Plan

City of Salem Municipal Port Authority

For the Period February 1, 2021 to January 31, 2022

Fiscal Year Beginning in

	Estimated Total Cost	Current Budget	2023	2024	2025	2026	2027
		Year 2022					
Operation #1							
Type in Description	\$ -	\$ -					
Type in Description	-	-					
Type in Description	-	-					
Type in Description	-	-					
Total	-	-	-	-	-	-	-
Operation #2							
Type in Description	-	-					
Type in Description	-	-					
Type in Description	-	-					
Type in Description	-	-					
Total	-	-	-	-	-	-	-
N/A							
Type in Description	-	-					
Type in Description	-	-					
Type in Description	-	-					
Type in Description	-	-					
Total	-	-	-	-	-	-	-
N/A							
Type in Description	-	-					
Type in Description	-	-					
Type in Description	-	-					
Type in Description	-	-					
Total	-	-	-	-	-	-	-
N/A							
Type in Description	-	-					
Type in Description	-	-					
Type in Description	-	-					
Type in Description	-	-					
Total	-	-	-	-	-	-	-
N/A							
Type in Description	-	-					
Type in Description	-	-					
Type in Description	-	-					
Type in Description	-	-					
Total	-	-	-	-	-	-	-
TOTAL	\$ -	\$ -	\$ -	\$ -	\$ -	\$ -	\$ -

Project descriptions entered on Page CB-3 will carry forward to Pages CB-4 and CB-5. No need to re-enter project descriptions above.

5 Year Capital Improvement Plan Funding Sources

City of Salem Municipal Port Authority

For the Period February 1, 2021 to January 31, 2022

	Estimated Total Cost	<i>Funding Sources</i>			
		Unrestricted Net Position Utilized	Renewal & Replacement Reserve	Debt Authorization	Capital Grants Other Sources
<i>Operation #1</i>					
Type in Description	\$ -				
Type in Description	-				
Type in Description	-				
Type in Description	-				
Total	-	-	-	-	-
<i>Operation #2</i>					
Type in Description	-				
Type in Description	-				
Type in Description	-				
Type in Description	-				
Total	-	-	-	-	-
<i>N/A</i>					
Type in Description	-				
Type in Description	-				
Type in Description	-				
Type in Description	-				
Total	-	-	-	-	-
<i>N/A</i>					
Type in Description	-				
Type in Description	-				
Type in Description	-				
Type in Description	-				
Total	-	-	-	-	-
<i>N/A</i>					
Type in Description	-				
Type in Description	-				
Type in Description	-				
Type in Description	-				
Total	-	-	-	-	-
<i>N/A</i>					
Type in Description	-				
Type in Description	-				
Type in Description	-				
Type in Description	-				
Total	-	-	-	-	-
TOTAL	\$ -	\$ -	\$ -	\$ -	\$ -
Total 5 Year Plan per CB-4	\$ -				
Balance check		- If amount is other than zero, verify that projects listed above match projects listed on CB-4.			

Project descriptions entered on Page CB-3 will carry forward to Pages CB-4 and CB-5. No need to re-enter project descriptions above.